



STUDIO M
A COLLECTION OF GLASS MOSAICS










Everything old is new again

Studio M's glass mosaics, offered in both tiny square and brick shapes are just as intriguing and as much a part of contemporary lifestyles as glass tessera have been for cultures throughout history. Shiny, reflective bits of glass in jewel-like colors bring out the artist in anyone trying to create either personal or public places that attract attention and make today's history.

Tendrils of multiple colors seem to float within the individual transparent mosaic pieces . . . dancing from one piece to the next, one color to the next, leading the eye through carefully-choreographed steps.

Extraordinarily versatile, the 13"x13" paper face-mounted sheets can stand alone as surfacing for entire walls or be precision cut to form accent decos or listelli strips to uniquely pair with other mediums such as stone, marble, travertine, wood or metal.

STUDIO M
 A COLLECTION OF GLASS MOSAIC
13"x 13"




UJ98 Flamenco
 Mosaic - Square $\frac{5}{8}$ " x $\frac{5}{8}$ "
 13"x13"



UJAE Flamenco
 Mosaic - Brick $1\frac{1}{4}$ " x $\frac{5}{8}$ "
 13"x13"



UJ99 Jive
 Mosaic - Square $\frac{5}{8}$ " x $\frac{5}{8}$ "
 13"x13"




UJAF Jive
 Mosaic - Brick $1\frac{1}{4}$ " x $\frac{5}{8}$ "
 13"x13"



UJ95 Samba
 Mosaic - Square $\frac{5}{8}$ " x $\frac{5}{8}$ "
 13"x13"



UJAB Samba
 Mosaic - Brick $1\frac{1}{4}$ " x $\frac{5}{8}$ "
 13"x13"



UJ94 Tango
 Mosaic - Square $\frac{5}{8}$ " x $\frac{5}{8}$ "
 13"x13"




UJAA Tango
 Mosaic - Brick $1\frac{1}{4}$ " x $\frac{5}{8}$ "
 13"x13"



UJ97 Swing
 Mosaic - Square $\frac{5}{8}$ " x $\frac{5}{8}$ "
 13"x13"



UJAD Swing
 Mosaic - Brick $1\frac{1}{4}$ " x $\frac{5}{8}$ "
 13"x13"



UJ96 Waltz
 Mosaic - Square $\frac{5}{8}$ " x $\frac{5}{8}$ "
 13"x13"



UJAC Waltz
 Mosaic - Brick $1\frac{1}{4}$ " x $\frac{5}{8}$ "
 13"x 13"

Care & Maintenance

INSTALLATION OF TILE

- Install tile per manufacturer’s instruction and industry standards.
- To avoid adversely affecting the color of glass tile, white thin-set is required for all installations.
- Glass tile must have a minimum 1/16” grout joint and should not be butt set.
- Use latex additive in the white thin-set to ensure adequate performance.
- Thin-set adhesive should first be applied to the surface to be tiled.
- To ensure adequate coverage and full contact to the tile, it is recommended to lightly back butter the tile.
- Glass tile shall then be set in place (paper side towards the installer) and tapped gently with a grouting float to insure 100% full bedding and a level surface. Tile shall be aligned to show uniform joints and then allowed to set for 30 minutes to 1 hour before removing paper.
- Lightly wet the paper with warm water several times over a 5-10 minute period. Take care not to over saturate.
- Remove the paper while the setting materials are still fresh so there is opportunity to slightly adjust the tiles, if necessary.
- When working with glass tile, it is important to immediately eliminate any voids or air pockets in the setting bed that can affect the visual qualities of the tile.
- Within one hour of final set clean residual glue and paper from the face of the tile using a slightly damp sponge.
- Wait 24 hours before grouting.

MAINTENANCE

Use a glass cleaner and a soft lint free cloth for cleaning glass tile. To remove soap scum or water deposits a minimally abrasive cleanser and soft bristle brush can be used. No acids should be used for cleaning grout haze.

APPLICATIONS

Studio M is suited for installation on exterior walls and pools. The Class 1 rating makes it a perfect choice for interior residential wall applications as well as residential bathroom floors.



Field Tile



Wall Tile



Decorative Tile



Suitable for Outdoor



Slight Variation



Frost Resistant



Abrasion Resistance



C.O.F. (Wet)



C.O.F. (Dry)

TECHNICAL SPECIFICATIONS

DESCRIPTION	ANSI STANDARD	RESULT	ASTM TEST METHOD
Water Absorption	≤ 0.50%	≤ 0.50%	C373
Frost Resistance	As Reported	Resistant	C1026
Scratch Resistance	MOHS 1-10	6	MOHS SCALE
Abrasion Resistance	Class 0 - Class V	Class I	C1027
C.O.F. (Wet)	As Reported	0.30 ≤ COF < 0.40	C1028
C.O.F. (Dry)	As Reported	0.60 ≤ COF < 0.70	C1028
Chemical Resistance	Class A - Class E	Class A	C650
Stain Resistance	Class A - Class E	Class A	C1378

PACKAGING

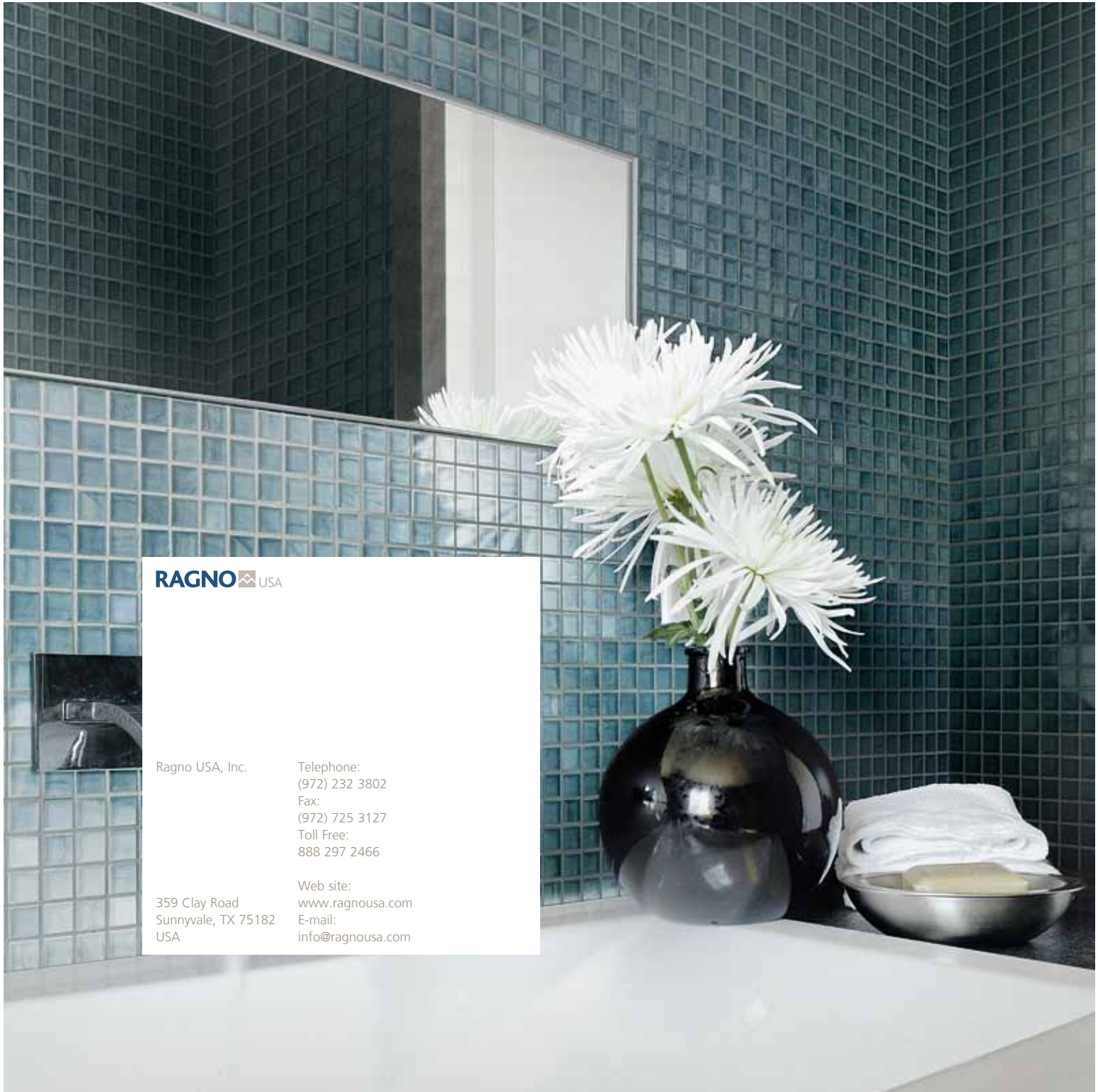
	SIZE	THICKNESS	BOX			PALLET		
			PCS	SQ FT	LBS	BOXES	SQ FT	LBS
Mosaic - Square	13”x13”	1/4”	10.00	11.50	29.00			
Mosaic - Brick	13”x13”	1/4”	10.00	11.50	29.00			

SHADE VARIATION AND APPLICATIONS

<p>V2</p> <p>SLIGHT VARIATION</p>		Residential	Commercial	Industrial
	Floor		•	
Wall		•	•	•
Countertop		•		
Pool		•	•	•

Water, oil, grease, or other fluids create slippery conditions. Floors with exposure to these conditions require extra caution in product selection and proper maintenance.





RAGNO  USA

Ragno USA, Inc.

Telephone:
(972) 232 3802
Fax:
(972) 725 3127
Toll Free:
888 297 2466

359 Clay Road
Sunnyvale, TX 75182
USA

Web site:
www.ragnousa.com
E-mail:
info@ragnousa.com