

RAGNO  USA

STUDIO M



live inspired

A COLLECTION OF GLASS MOSAICS



EVERYTHING OLD IS NEW AGAIN

Studio M's glass mosaics, offered in both tiny square and brick shapes are just as intriguing and as much a part of contemporary lifestyles as glass tessera have been for cultures throughout history. Shiny, reflective bits of glass in jewel-like colors bring out the artist in anyone trying to create either personal or public places that attract attention and make today's history.


Tendrils of multiple colors seem to float within the individual transparent mosaic pieces . . . dancing from one piece to the next, one color to the next, leading the eye through carefully-choreographed steps.

Extraordinarily versatile, the 13"x13" paper face-mounted sheets can stand alone as surfacing for entire walls or be precision cut to form accent decos or listelli strips to uniquely pair with other mediums such as stone, marble, travertine, wood or metal.



STUDIO M | A COLLECTION OF GLASS MOSAICS

13"x13"




UJ98 Flamenco
Mosaic - Square $\frac{5}{8}$ "x $\frac{5}{8}$ "
13"x13"



UJAE Flamenco
Mosaic - Brick $1\frac{1}{4}$ "x $\frac{5}{8}$ "
13"x13"




UJ99 Jive
Mosaic - Square $\frac{5}{8}$ "x $\frac{5}{8}$ "
13"x13"




UJAF Jive
Mosaic - Brick $1\frac{1}{4}$ "x $\frac{5}{8}$ "
13"x13"



UJ95 Samba
Mosaic - Square $\frac{5}{8}$ "x $\frac{5}{8}$ "
13"x13"




UJAB Samba
Mosaic - Brick $1\frac{1}{4}$ "x $\frac{5}{8}$ "
13"x13"



UJ94 Tango
Mosaic - Square $\frac{5}{8}$ "x $\frac{5}{8}$ "
13"x13"




UJAA Tango
Mosaic - Brick $1\frac{1}{4}$ "x $\frac{5}{8}$ "
13"x13"




UJ97 Swing
Mosaic - Square $\frac{5}{8}$ "x $\frac{5}{8}$ "
13"x13"



UJAD Swing
Mosaic - Brick $1\frac{1}{4}$ "x $\frac{5}{8}$ "
13"x13"



UJ96 Waltz
Mosaic - Square $\frac{5}{8}$ "x $\frac{5}{8}$ "
13"x13"



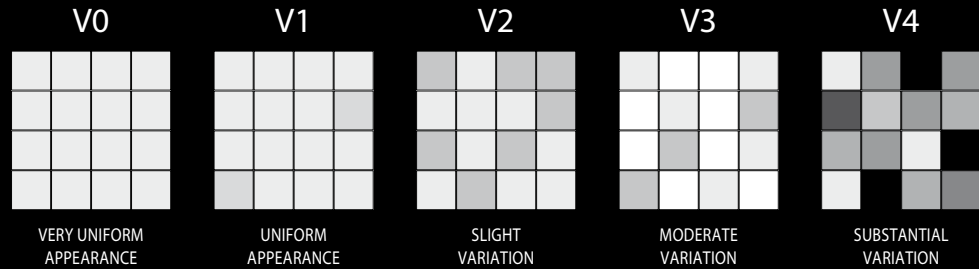
UJAC Waltz
Mosaic - Brick $1\frac{1}{4}$ "x $\frac{5}{8}$ "
13"x13"

SHADE VARIATIONS

The color and shade of all tiles vary to some degree. This variance can be from piece to piece and can also occur from production run to production run.

American National Standard Specifications for Ceramic Tile (ANSI) has implemented a guide that rates ceramic tile on a five-point scale and ranges from V0 through V4.

Instituting the ANSI's color shade variation guidelines you will reduce customer complaints and sell the unique and individual beauty of each ceramic tile.



V0 Very Uniform Appearance

Pieces of the same shade value are very uniform and smooth in texture.

V1 Uniform Appearance

Differences among pieces from the same production run are minimal.

V2 Slight Variation

Clearly Distinguishable differences in texture and/or pattern within similar colors.

V3 Moderate Variation

While the colors and/or texture present on a single piece of tile will be indicative of the colors and/or texture to be expected on the other tiles, the amount of colors and/or texture on each piece may vary significantly. It is recommended that the range be viewed before selection.

V4 Substantial Variation

Random color and/or texture differences from tile to tile, so that one tile may have totally different colors and/or texture from that on other tiles. Thus, the final installation will be unique. It is recommended that the range be viewed before selection.

SHADE VARIATION AND APPLICATIONS

		SHADE VARIATION AND APPLICATIONS		
		Residential	Commercial	Industrial
<p>V2</p>  <p>SLIGHT VARIATION</p>	Floor	•		
	Wall	•	•	•

Water, oil, grease, or other fluids create slippery conditions. Floors with exposure to these conditions require extra caution in product selection and proper maintenance.

CARE & MAINTENANCE

INSTALLATION OF TILE

- Install tile per manufacturer's instruction and industry standards.
- To avoid adversely affecting the color of glass tile, white thin-set is required for all installations.
- Glass tile must have a minimum 1/16" grout joint and should not be butt set.
- Use latex additive in the white thin-set to ensure adequate performance.
- Thin-set adhesive should first be applied to the surface to be tiled.
- To ensure adequate coverage and full contact to the tile, it is recommended to lightly back butter the tile.
- Glass tile shall then be set in place (paper side towards the installer) and tapped gently with a grouting float to insure 100% full bedding and a level surface. Tile shall be aligned to show uniform joints and then allowed to set for 30 minutes to 1 hour before removing paper.
- Lightly wet the paper with warm water several times over a 5-10 minute period. Take care not to over saturate.
- Remove the paper while the setting materials are still fresh so there is opportunity to slightly adjust the tiles, if necessary.
- When working with glass tile, it is important to immediately eliminate any voids or air pockets in the setting bed that can affect the visual qualities of the tile.
- Within one hour of final set clean residual glue and paper from the face of the tile using a slightly damp sponge.
- Wait 24 hours before grouting.

MAINTENANCE

Use a glass cleaner and a soft lint free cloth for cleaning glass tile. To remove soap scum or water deposits a minimally abrasive cleanser and soft bristle brush can be used. No acids should be used for cleaning grout haze.

APPLICATIONS

Studio M is suitable for interior and exterior areas and can be used on floors, walls, swimming pools, fountains and showers.



Floor Tile



Wall Tile



Decorative Tile



Suitable for Outdoors



Slight Variation



Frost Resistant



Abrasion Resistance



C.O.F. (Wet)



C.O.F. (Dry)

TECHNICAL SPECIFICATIONS

DESCRIPTION	ANSI STANDARD	RESULT	ASTM TEST METHOD
Water Absorption	≤ 0.50%	≤ 0.50%	C373
Frost Resistance	As Reported	Resistant	C1026
Scratch Resistance	MOHS 1-10	6	MOHS SCALE
Class (PEI)	Class 0 - Class V	Class I*	C1027
C.O.F. (Wet)	As Reported	N/A	C1028
C.O.F. (Dry)	As Reported	N/A	C1028
Chemical Resistance	Class A - Class E	Class A	C650
Stain Resistance	Class A - Class E	Class A	C1378

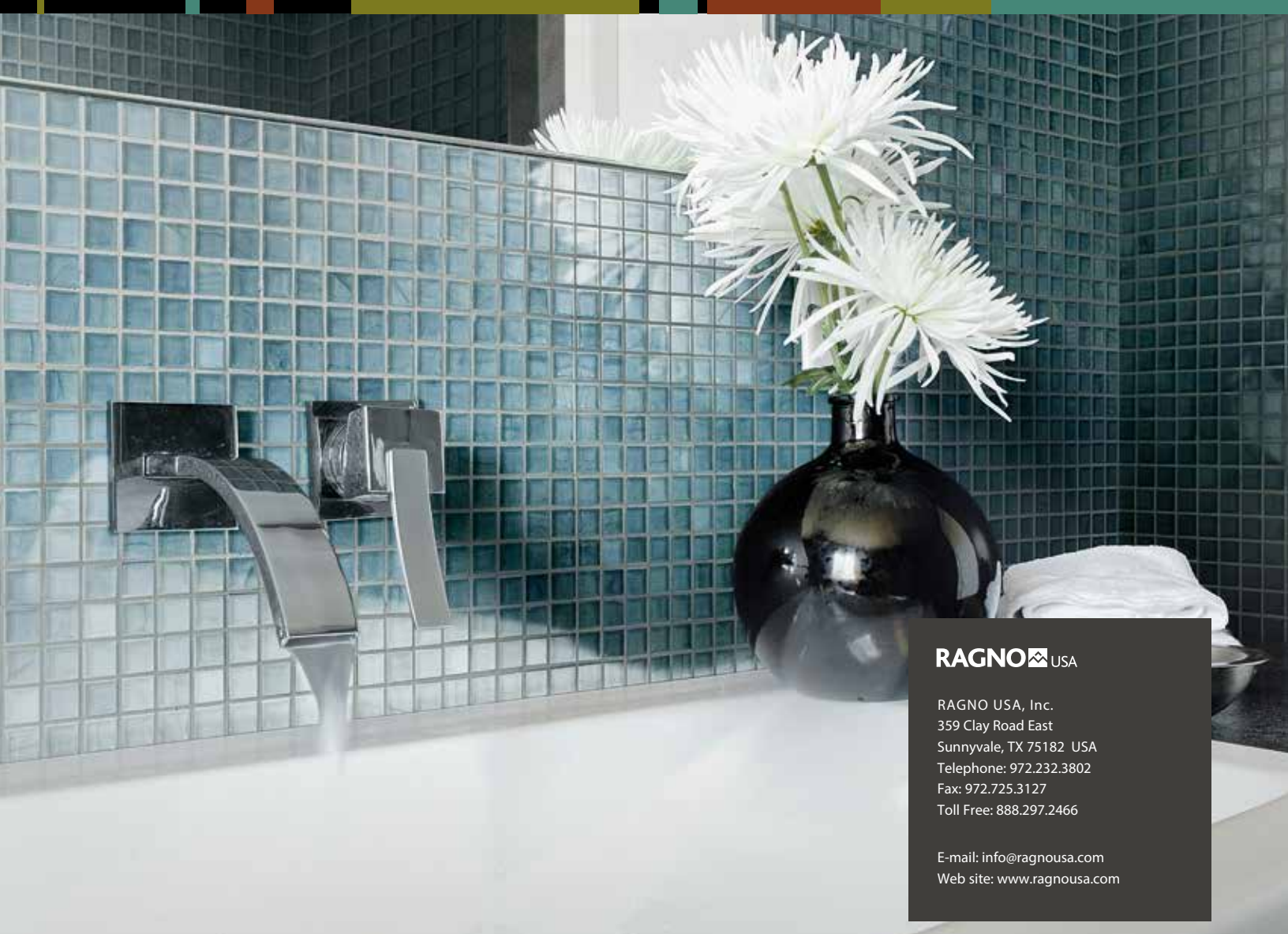
* Abrasion Resistance / Suggested Applications

PACKAGING

	SIZE	THICKNESS	BOX			PALLET		
			PCS	SQ FT	LBS	BOXES	SQ FT	LBS
Mosaic - Square	13"x13"	1/4"	10	11.50	29.00			
Mosaic - Brick	13"x13"	1/4"	10	11.50	29.00			



Contributes to
LEED Credits



RAGNO  USA

RAGNO USA, Inc.
359 Clay Road East
Sunnyvale, TX 75182 USA
Telephone: 972.232.3802
Fax: 972.725.3127
Toll Free: 888.297.2466

E-mail: info@ragnousa.com
Web site: www.ragnousa.com

live inspired

