



CATWALK
A COLLECTION OF GLASS MOSAICS

Steel Toe





The interplay of light and dark shades immediately captures and focuses attention

RagnoUSA struts its stuff with the stunning new CATWALK glass mosaics line. Whether dressed up or down, classically elegant or laid-back casual, any residential or commercial wall or pool will delight in a transforming fashion makeover with CATWALK's striking, variegated sweeps of gradient color.

Elongated strips in random widths and lengths combine with wide tonal ranges to generate a sense of movement and surface excitement. Pair them equally as well with sleek, contemporary decors as with warm, cozy traditional looks. They easily add the personalized, finishing touch sought by today's customers.


Get ready to shine a spotlight on either broad, expansive backdrop areas or small, secluded niches filled with the glimmer of CATWALK's glass beauty. Mesh-mounting facilitates ease of installation; the impervious surface makes clean-up simple.

Pecan Pump






CATWALK
A COLLECTION OF GLASS MOSAIC
12"x 12"




UJ95 Blue Ballet
Random Mosaic
12"x12"



UJ9T Chocolate Clog
Random Mosaic
12"x12"




UJ9W Pecan Pump
Random Mosaic
12"x12"



UJ9U Jade Jellies
Random Mosaic
12"x12"



UJ9V Olive Oxfords
Random Mosaic
12"x12"




UJ9Y Sable Slipper
Random Mosaic
12"x12"




UJ9X Smokey Stiletto
Random Mosaic
12"x12"



UJ9Z Toffee Tennies
Random Mosaic
12"x12"



UJ93 Walnut Wedge
Random Mosaic
12"x12"



UJ9Z Steel Toe
Random Mosaic
12"x12"

Care & Maintenance

INSTALLATION OF TILE

- Because stained glass in translucent by nature light will penetrate through it prior to installation, making the uninstalled sheet appear to be lighter than the grouted sample boards. **Once the stained glass tile has been installed it will appear darker and opaque**
- Install tile per manufacturer’s instruction and industry standards.
- To avoid adversely affecting the color of glass tile, white thin-set is required for all installations.
- Glass tile must have a minimum 1/16” grout joint and should not be butt set.
- Use latex additive in the white thin-set to ensure adequate performance.
- Wipe back of the tile and substrate clean with a clean damp sponge. This will help achieve 100% mortar coverage.
- To ensure adequate coverage and full contact to the tile, it is recommended to lightly back butter the tile.
- Tile shall set for 24 hours before grouting.
- Due to the impervious quality of glass, the grout will take longer to begin setting.
- Use a damp sponge only for the final washing and smoothing of the grout joints.

MAINTENANCE

Use a glass cleaner and a soft lint free cloth for cleaning glass tile. To remove soap scum or water deposits a minimally abrasive cleanser and soft bristle brush can be used.

No acids should be used for cleaning grout haze.

APPLICATIONS

Catwalk can be installed in interior and exterior areas
 Catwalk is suitable for walls, swimming pools, fountains and showers.



Wall Tile



Decorative Tile



Moderate Variation



Abrasion Resistance



Frost Resistant



TECHNICAL SPECIFICATIONS

DESCRIPTION	ANSI STANDARD	RESULT	ASTM TEST METHOD
Water Absorption	≤ 0.50%	≤ 0.50%	C373
Frost Resistance	As Reported	Resistant	C1026
Scratch Resistance	MOHS 1-10	6	MOHS SCALE
Abrasion Resistance	Class 0 - Class V	Class 0	C1027
Chemical Resistance	Class A - Class E	Class A	C650
Stain Resistance	Class A - Class E	Class A	C1378


PACKAGING

	SIZE	THICKNESS	BOX			PALLET		LBS
			PCS	SQ FT	LBS	BOXES	SQ FT	
Random Mosaic	12"x12"	1/8"	10	10.00	12.50			

SHADE VARIATION AND APPLICATIONS

 V3 MODERATE VARIATION		Residential	Commercial	Industrial
	Floor			
Wall		•	•	•
Countertop				
Pool		•	•	•

Water, oil, grease, or other fluids create slippery conditions. Floors with exposure to these conditions require extra caution in product selection and proper maintenance.



RAGNO USA

Ragno USA, Inc.

Telephone:
(972) 232 3802
Fax:
(972) 725 3127
Toll Free:
888 297 2466

359 Clay Road
Sunnyvale, TX 75182
USA

Web site:
www.ragnousa.com
E-mail:
info@ragnousa.com